

Xerox® WorkCentre® 3655

Letter / A4

Black-and-white

Multifunction Printer



Xerox® WorkCentre® 3655 Multifunction Printer

Stay one step ahead.





**In order to stay competitive
you need to do more – for less.**

Processes need to be simplified. People need to work more productively and the solution needs to be cost effective. Xerox can help you do that.

As your technology partner, Xerox understands that success is measured by results. Xerox will build a total solution to resolve your challenges and help you meet your goals, offering you innovative ways to maximize efficiency and minimize costs.

Giving you the time to concentrate on what matters. Your business. The solution: Xerox® ConnectKey® Technology and our Xerox® WorkCentre® 3655.



Real cost savings for the real world.

Your business depends on keeping costs in check. The innovative tools in the Xerox® WorkCentre® 3655 give you a competitive edge, minimize costs, simplify the way you manage printing and provide a significant return on your investment.

- **Customize your print driver settings for economy and efficiency.** For example, choose N-up for printing multiple pages on a single sheet as your default.
- **Billing simplified.** Automatically submit meter reads and automate replenishment of supplies. The WorkCentre 3655 connects to the network to streamline the billing process.
- **Print responsibly.** By default, our print driver is set to two-sided printing.
- **Save costs and energy.** IT operations and facilities can realize significant cost savings utilizing ConnectKey enabled multifunction printers. Our multifunction printers are compatible with energy management solutions such as Cisco® Energywise enabling measurement and fine-tuning of power usage.
- **Device usage management.** Gain greater cost control of all device functions with reports from Xerox® Standard Accounting. For larger offices, advanced solutions from Xerox Business Innovation Partners deliver even more helpful tools to manage and track usage.
- **No unnecessary printing.** The Hold All Jobs Queue feature ensures jobs are printed only when released by the user at the device.



Keep your costs under control.

User Permissions allow the ability to restrict access to print features by user, group, time of day, or by application. For example, rules can be set so that all Microsoft® Outlook® emails automatically print in duplex mode.



Secure your data.

Don't compromise your data. Safeguard your devices, your data and your business with the most comprehensive range of features, technologies and solutions from security industry leaders to ensure your data remains solely yours.

- **Protect against data breaches.** Compliant with the 256-bit AES FIPS 140-2 standard, the Xerox® WorkCentre® 3655 Multifunction Printer safeguards all sensitive data with encrypted PDF files for scanning and hard drive encryption. You can also ensure total deletion of all data fragments with a 3-pass image overwrite feature.
- **Keep unauthorized users out.** Xerox user permissions, network authentications, IP filtering and smart card features ensure that only authorized users have access to the device.
- **Stay ahead of security threats.** Xerox proactively monitors security clearinghouses for new threats as they emerge and provides patches when needed. This ensures that your device's security is current and your data is safe. In addition, you can receive up-to-the-minute RSS feeds and stay informed via www.xerox.com/security.
- **Stay current and compliant.** Whether you work in government, finance or healthcare or other industries, WorkCentre 3655 devices comply with the latest security standards including Common Criteria (undergoing evaluation), HIPAA, Data Protection Act, COBIT and more.
- **Achieve total visibility.** By providing total visibility into your device and network, the WorkCentre 3655 prevents IP theft and ensures non-repudiation. With security policy management and tracking of all activity on the device with Audit Log, you can know who accessed what and when.
- **Secure Print.** This feature requires users to enter a passcode to enable the printing process. Documents not printed within a specified time will be deleted.



Powerful Partnerships

The WorkCentre 3655 includes McAfee® technology integration, resulting in the industry's first lineup of multifunction printers that protect themselves from potential outside threats. McAfee's whitelisting technology ensures only safe, pre-approved files or functions are executed on your devices, minimizing the need to manually update software levels against new security threats. Also, seamless integration with the Xerox® MPS toolset and McAfee ePolicy (ePO) allows for easy tracking and monitoring.

Plus, automatic Cisco® TrustSec Identity Services Engine (ISE) integration provides comprehensive visibility of all ConnectKey enabled MFPs' endpoints to enforce IT-centric security policies and compliance.



A better way of working.

It's not enough to keep up with the competition. The Xerox® WorkCentre® 3655 provides you with the technology to simplify routine tasks and automate workflows, all while making your team more efficient and therefore more productive.

- **Xerox® Global Print Driver®.** This print driver is truly universal. One single driver enables IT administrations to install, upgrade and manage Xerox® and non-Xerox devices. The core features and functionality are the same across all devices simplifying use for the end-user. Faster proficiency and fewer mistakes reduce support calls while also simplifying print services management.
- **Print priority.** Eliminate extended printing delays with the convenient Print Around feature. It will automatically hold a job in need of resources (such as a different paper size) and print the next job in the queue.
- **Speed up your setup.** Clone and distribute Xerox® WorkCentre® 3655 device configurations, eliminating the need to address each device individually.
- **Single Touch Scanning.** Use the Single Touch Scan feature to create a dedicated, easy-to-locate scan button directly on the color touch screen interface. Assign the Single Touch Scan button its own scanning workflow for fast document distribution and archiving.

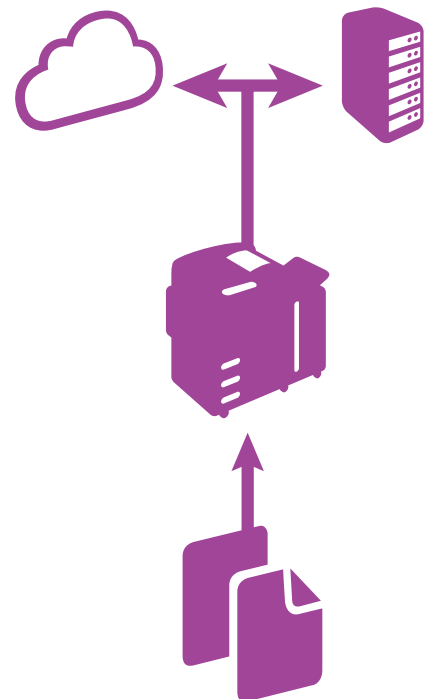
Extend Your Possibilities

Whether scanning and managing documents on your office network or a hosted cloud on the Internet, you can access scan workflow solutions right from any WorkCentre 3655 thanks to the power of Xerox® Workflow Solutions, built on our Xerox Extensible Interface Platform®.

- **Xerox® ConnectKey® for SharePoint® or Xerox® ConnectKey® for DocuShare®.** Scan files directly into Microsoft® SharePoint or Xerox® DocuShare® and other Windows® folders. Plus, you'll go beyond basic file storage and PDF creation by automatically converting documents to intelligent, structured data with easy file naming and routing tools.
- **Xerox® ConnectKey Share to Cloud.** Our cloud-based scanning solution provides easy, secure, scalable scanning to popular cloud-based repositories such as Google Docs™, Salesforce.com, Office 365 and Dropbox™, using custom-designed workflows that leverage our Xerox Extensible Interface Platform® technology.

Learn more about Xerox® Workflow Solutions at www.office.xerox.com/software-solutions.

* Optional solutions may vary by geography.





Work from anywhere.

Your office is wherever you are. Work where you want and when you want without missing a beat. The Xerox® WorkCentre® 3655 is accessible, easy to use, convenient and enables you to work faster. Stay seamlessly connected to the tools that help you do business. No matter where you are.

- **Convert paper documents.** Scan documents to create text-searchable PDFs, single and multipage PDFs, and ISO standard PDF-A documents for easy archiving, organizing and searching.
- **Simplifying day-to-day tasks.** The WorkCentre 3655 provides a high level of support for specialized print applications. Including Annotation, Bates Stamping, ID Card Copy, tab print capability and page-level programming.
- **Apple® AirPrint™.** Print email, photos and important office documents directly from your Apple iPhone® or iPad® with no drivers to install and no cables to connect. With AirPrint, your iPhone or iPad automatically locates and connects to the AirPrint-enabled WorkCentre 3655 device over your office Wi-Fi network.
- **Leading-edge user interface.** The color touch screen user interface features the look, feel and bright, intuitive icons you've become accustomed to with Xerox® technology. The highly accessible screen enables you to access all major functions directly from your home screen.
- **Optional Wi-Fi connectivity.** Optional Wi-Fi connectivity lets administrators connect the WorkCentre 3655 anywhere, without the need for network cabling.
- **Mopria™ certified.** Mopria certification simplifies the mobile printing experience for tablets and smartphones to many printing devices, including the WorkCentre 3655 Multifunction Printer.



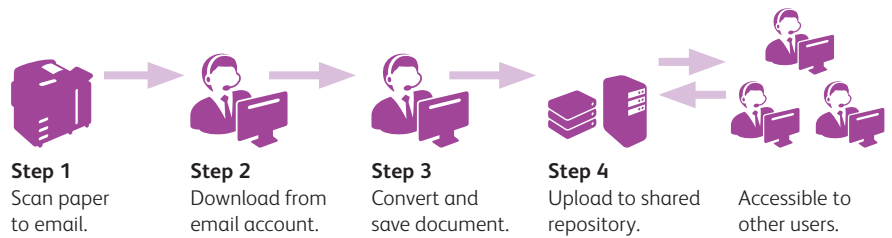
Remote Control Panel

Operate the Xerox® WorkCentre® 3655 user interface with the Remote Control Panel feature from anywhere. Whether you're standing in front of the device or hundreds of miles away. Train users and configure device settings remotely with the confidence that integrated security allows only a single operation at a time.

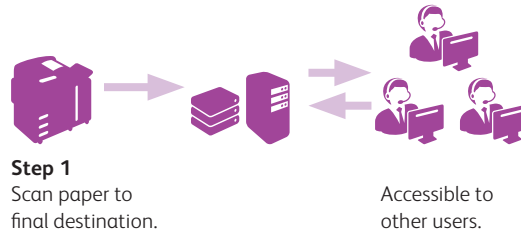
Xerox® ConnectKey® Apps open up new possibilities.

- **Communicate with ease.** Deploy informational apps, such as promotions and company messages that appear on the MFP's user interface. Include text and graphics, as well as logos and QR codes.
- **Remove complexity from repetitive workflows.** Create quick and easy workflows or shortcuts by adding them to the top level of the user interface for added convenience and faster access.
- **Leverage your investment.** Extend the capability of the Xerox® WorkCentre® 3655 without the need for servers, software or user training.

Steps in a Typical Customer Workflow



Streamlined Workflow Using Xerox® ConnectKey® Apps



Key Benefits of Streamlining the Workflow Using ConnectKey Apps

- Fewer steps for the customer to make on the same workflow, therefore, avoiding potential mistakes.
- Requires less training to perform company-wide workflows.
- Immediate secure access to images and data.



- 1 60-sheet Duplex Automatic Document Feeder accepts custom media sizes from 5.5 x 5.5 in. to 8.5 x 14 in. (139.7 x 139.7 mm to 216 x 356 mm).
- 2 The large 8.5 x 14 in. (216 x 356 mm) platen glass supports a wide range of media sizes.
- 3 The WorkCentre 3655 includes a 7-inch touch screen with easily understood instructions and help screens to streamline walkup operations.
- 4 An easily accessible USB port allows users to quickly print from or scan to any standard USB memory device.
- 5 250-sheet output tray with tray-full sensor.
- 6 The Convenience Stapler staples up to 20 sheets of 20 lb. bond / 75 gsm media (Exclusively available on WorkCentre 3655/X).
- 7 150-sheet Bypass Tray handles custom media sizes from 3 x 5 in. to 8.5 x 14 in. (76.2 x 127 mm to 216 x 356 mm).
- 8 The standard 550-sheet paper tray handles media sizes from 5.5 x 8.27 in. to 8.5 x 14 in. (139.7 x 210 mm to 216 x 356 mm).
- 9 Choose up to 3 additional 550-sheet paper trays for media sizes from 5.5 x 8.27 in. to 8.5 x 14 in. (139.7 x 210 mm to 216 x 356 mm) (optional), increasing the total paper capacity to 2,350 sheets.
- 10 Optional stand provides storage for toner cartridges, paper and other supplies.



Xerox® WorkCentre® 3655 Optimized for:



Productivity



Scanning



Security



Networking



Solutions



Wi-Fi

The WorkCentre 3655 Multifunction Printer is built on Xerox® ConnectKey® Technology. For more information, go to www.xerox.com/connectkey.

Device Specifications		WorkCentre 3655/S	WorkCentre 3655/X
Speed		Up to 47 ppm letter / Up to 45 ppm A4	
Duty Cycle		Up to 150,000 pages / month ¹	
Hard Drive / Processor / Memory		Minimum 250 GB / 1 GHz Dual-core / 2 GB	
Connectivity		10/100/1000Base-T Ethernet, High-Speed USB 2.0, Optional Wi-Fi (with Xerox® Wireless Networking Adapter)	
Controller Features		Unified Address Book, Remote Control Panel, Online Support (accessed from the user interface and print driver), Configuration Cloning	
Copy and Print			
Copy and Print Resolution		Copy: Up to 600 x 600 dpi; Print: Up to 1200 x 1200 dpi	
First-print-out Time (as fast as)		Copy: As fast as 12 seconds; Print: As fast as 8 seconds	
Page Description Languages		Adobe® PostScript® 3™, PDF, PCL 5c / PCL 6, XML Paper Specification (XPS®)	
Print Features		Print from USB, Earth Smart Driver Settings, Store and Recall Driver Settings, Bi-directional Status, Smart Duplex, Automatic Two-sided, Booklet Printing, Proof Print, N-up, Print Around	
Mobile Printing		Apple® AirPrint™, Xerox® Mobile Print (Optional), Xerox® Mobile Print Cloud (Optional), Xerox® PrintBack, Mopria™ certified	
Scan	Standard	Destinations: Scan to Mailbox, Scan to USB, Scan to Email, Scan to Network; File Formats: PDF, PDF/A, XPS, JPEG, TIFF; Convenience Features: Scan to Home, Single Touch Scan, Searchable PDF, Single/Multi-Page PDF / XPS / TIFF, Encrypted / Password Protected PDF, Linearized PDF / PDF/A	
	Optional	Software Packages: ConnectKey® for SharePoint®, ConnectKey® for DocuShare®, ConnectKey® Share to Cloud, Xerox® Scan to PC Desktop® Professional, other solutions available through various Xerox Alliance Partners	
Fax		Internet Fax, Server Fax	Embedded Fax ² , LAN Fax, Internet Fax, Server Fax
Security	Standard	McAfee® Embedded, McAfee ePolicy (ePO) Compatible, Hard Drive Image Overwrite, 256-bit Encryption (FIPS 140-2 compliant), Common Criteria Certification (ISO 15408) ³ , Secure Print, Secure Fax, Secure Scan, Secure Email, Cisco® TrustSec Integration, Network Authentication, SSL, SNMPv3, Audit Log, Access Controls, User Permissions	
	Optional	McAfee Integrity Control, Xerox Secure Access Unified ID System®, Smart Card Kit (CAC/PIV, .NET)	
Accounting	Standard	Xerox® Standard Accounting (Copy, Print, Scan, Fax, Email), Network Accounting Enablement	
	Optional	Equitrac Express®, Equitrac Office®, Equitrac Professional®, YSoft® SafeQ®, other network accounting solutions available through various Xerox Business Innovation Partners	
Paper Input	Standard	Duplex Automatic Document Feeder: 60 sheets; Custom sizes: 5.5 x 5.5 in. to 8.5 x 14 in. / 139.7 x 139.7 mm to 216 x 356 mm Bypass Tray: 150 sheets; Custom sizes: 3 x 5 in. to 8.5 x 14 in. / 76.2 x 127 mm to 216 x 356 mm Tray 1: 550 sheets; Custom sizes: 5.5 x 8.27 in. to 8.5 x 14 in. / 139.7 x 210 mm to 216 x 356 mm	
	Optional	Up to 3 Additional Trays: 550 sheets each; Custom sizes: 5.5 x 8.27 in. to 8.5 x 14 in. / 139.7 x 210 mm to 216 x 356 mm	
	Total Capacity (Std. / max.)	700 / 2,350 sheets	
Paper Output	Standard	250 sheets, automatic two-sided	
Finishing		NA	Offline Convenience Stapler: 20-sheet, single position
Warranty		One-year on-site warranty, earn free service coverage with Xerox eConcierge®, Xerox Total Satisfaction Guarantee	

¹ Maximum volume capacity expected in any one month. Not expected to be sustained on a regular basis. ² Requires analog phone line. ³ Undergoing evaluation.

Device Management

Xerox® CentreWare® Internet Services, Xerox® CentreWare® Web, Apple® Bonjour®, Low supplies email alerts

Print Drivers

Windows® XP/2003 Server/2008 Server/2012 Server/Vista/7/8/9, Mac OS® 10.5 and higher, Oracle® Solaris 9, 10, Redhat® Enterprise Linux®, Fedora® Core 12-15, HP-UX® 11i v2, IBM® AIX® 5, SUSE®, Xerox® Global Print Driver®, Xerox® Mobile Express Driver®

Media Handling

Duplex Automatic Document Feeder: Simplex: 13 to 32 lb. bond / 50 to 125 gsm; Duplex: 16 to 32 lb. bond / 60 to 125 gsm; Bypass Tray, Tray 1 and 3 Additional Trays (Optional): 16 lb. bond to 80 lb. cover / 60 to 216 gsm

Media Types

Plain, punched, letterhead, Lightweight Cardstock, Cardstock, Recycled, Bond, Labels, Pre-printed, Envelopes, Custom. For a complete list, visit www.xerox.com.

Dimensions (W x D x H)

22 x 21.3 x 22.7 in. / 560 x 541 x 577 mm, Weight: WorkCentre 3655/S: 56 lb. / 25.4 kg; WorkCentre 3655/X: 58 lb. / 26.3 kg

Certifications

FCC Part 15, Class A, FCC Part 68, CE Mark applicable to Directives 2006/95/EC, 2004/108/EC and 1999/5/EC, UL 60950-1/CSA 60950-1-07, 2nd Edition, EAC, RoHS Directive 2011/65/EU, WEEE Directive 2012/19/EU, ENERGY STAR® qualified. To view the latest list of certifications, go to www.xerox.com/OfficeCertifications.

Supplies Recycling Program

Consumables for the WorkCentre 3655 are part of the Xerox Green World Alliance Supplies Recycling Program. For more information, please visit the Green World Alliance website at www.xerox.com/gwa.

What Comes in the Box

- WorkCentre 3655 Multifunction Printer
- Toner Cartridge (6,100 page capacity*)
- Drum Cartridge (85,000 pages**)

- Quick Installation Guide, Product Information Guide, Driver CD, Documentation CD (User Manual, System Admin Guide)

- Power Cable
- Fax Cord (WorkCentre 3655/X)

Supplies and Options

Standard Toner Cartridge: 6,100 pages*	106R02736
High Capacity Toner Cartridge: 14,400 pages*	106R02738
Extra-high Capacity Toner Cartridge: 25,900 pages*	106R02740
Drum Cartridge: 85,000 pages**	113R00773
Staple Cartridge (3,000 staples)	108R00823
550-sheet Feeder	097S04625
Stand	497K14670
Wireless Networking Adapter	497K11500
McAfee Integrity Kit	320S00665
Common Access Card Enablement Kit	498K17546

* Average standard pages. Declared Yield in accordance with ISO/IEC19752. Yield will vary based on image, area coverage and print mode.

** Approximate pages. Declared Yield based on letter-/A4-size 20 lb. (75 gsm) pages. Yield will vary based on media type, size, weight, orientation, and usage patterns.

For more detailed specifications, go to www.xerox.com/office/WC3655Specs. Build and configure your own Xerox® WorkCentre® 3655 Multifunction Printer at www.buildyourownxerox.com/connectkey. For more information, call 1-800-ASK-XEROX or visit us at www.xerox.com/office.

